

Day 5 - See

You SEE the real royalty and recognize Jesus as King.

Read it together:

Matthew 27:11-31

John 19:1-16*

Make it together:

Supplies: liquid soap, water, purple cellophane

- Combine two parts soap to one part water.
- Cut cellophane in squares, hearts, strips or other shapes.
- Spread soap and water on window.
- Press cellophane into the soap mixture.
- Place in a cross shape.

Talk about it together:

The soldiers weren't putting the purple robe on Jesus because they thought He was the King; they did it to make fun of Him. They did not believe Jesus was the King of Kings.

When we see the purple cross on our window, let's remember that Jesus really is our King. Let's thank Him for loving us enough to be beaten, made fun of and even die for us.

Do more together:

Printable Flag

Glue purple tissue paper strips to the robe picture.

Purple Robe



Day 7 - Feel

nails

You FEEL Jesus' sacrifice for you. His intimate sacrifice, His touch and care for you.

Read it together:

Matthew 27:32-44

Mark 15:21-32*

Luke 23:26-33

John 19:16-27

Do it together:

Supplies: red marker

- Draw a red dot in the palm of your hand.



Talk about it together:

In Jesus' time, criminals were nailed on crosses. We know that Jesus was not a criminal! In fact, He had never done anything wrong.

It was horrible to be nailed to the cross. It was painful and embarrassing. Why did He have to die like that? Why didn't He do a miracle and get off the cross?

He died on the cross because He loves you. He let them nail His hands and feet to the cross so He could die in your place. (Romans 3:23, 6:23, Romans 5:8)

We're going to put this red dot on our hands to remind us of the marks where the nails went into Jesus' hands. When we see them today, let's remember how much Jesus loves us!

Do more together:

Printable Flag

Glue a red button, place a small heart sticker or put a drop of red paint in the middle of the hand picture.

Day 8 - Taste

Vinegar

You TASTE the bitterness of sin. Jesus took the bitterness of your sin.

Read it together:

Matthew 27:32-50

Mark 15:21-37

Luke 23:33-49

John 19:23-30*

Make it together:

Supplies: rice vinegar

- Let everyone in the family taste a spoonful of vinegar.

Talk about it together:

Jesus drank the vinegar just before He died. Let's try some and see how it must have tasted. Was it good? Yuck! No way!


Not only did Jesus drink the vinegar, the Bible shows that Jesus took all our sin, sickness and shame into Himself. It's like He drank our sin. It's like he took the cup of our sin and put it into Himself. (2 Corinthians 5:21, Isaiah 53:5)

When you remember how horrible the vinegar tastes, remember how horrible sin is. Remember that Jesus took that bitterness, that sin into Himself. He drank it for you.

Do more together:

Printable Flag

Color mouth. Cut or tear pieces of sandpaper to glue to the tongue. Discuss how the vinegar must have felt on His tongue.



Day 9 - Hear

Earthquake

You HEAR the power of Jesus and recognize Him as God's Son.


Read it together:

Matthew 27:50-56*

Mark 15:38-39

Make it together:

Supplies: colored duct tape, 2 plastic spoons, plastic egg, small rocks or beans



Talk

about it together:

There are a lot of noises in this part of the story-Jesus shouted, the curtain was torn in two, there was an earthquake and tombs broke open. When the Roman centurion saw what happened, he was so amazed it made him realize that Jesus really was God's Son and not just a normal man.

Our noisemakers today will remind us of the noises at Jesus' death. When we hear how loud they are, let's be like the Roman soldier and say, "Jesus is God's Son!"

Do more together:

Printable Flag

Glue small rocks or soft dry dirt to the rock picture.

Day 10 - See & Feel

**You SEE and FEEL the finality of death--
the death that should have been yours.**

Read it together:

Matthew 27:57-66*

Mark 15:42-47

Luke 23:50-56

John 19:38-42

Make it together:

Supplies: string, streamers or rope

- Use the string to close off a doorway, hallway or other entry of your house.

Talk about it together:

When Jesus died, no one expected Him to come back to life. The disciples went away sad. Joseph of Arimethea wrapped Him with linen cloth and spices, which is how the Jewish people took care of dead bodies. Pilate sent Roman soldiers to guard the tomb so no one would steal his body. They sealed the tomb so no one could get IN.

Jesus was dead. He really died. This death is what sin brings. (Romans 6:23) It's the death we are supposed to have. But Jesus took our sin (remember the vinegar?) and died in our place.

We're going to seal up one of the doorways in our house to remind us of Jesus being dead and sealed up in the tomb. We'll keep it up for several days so we can remember that Jesus was dead for 3 days.

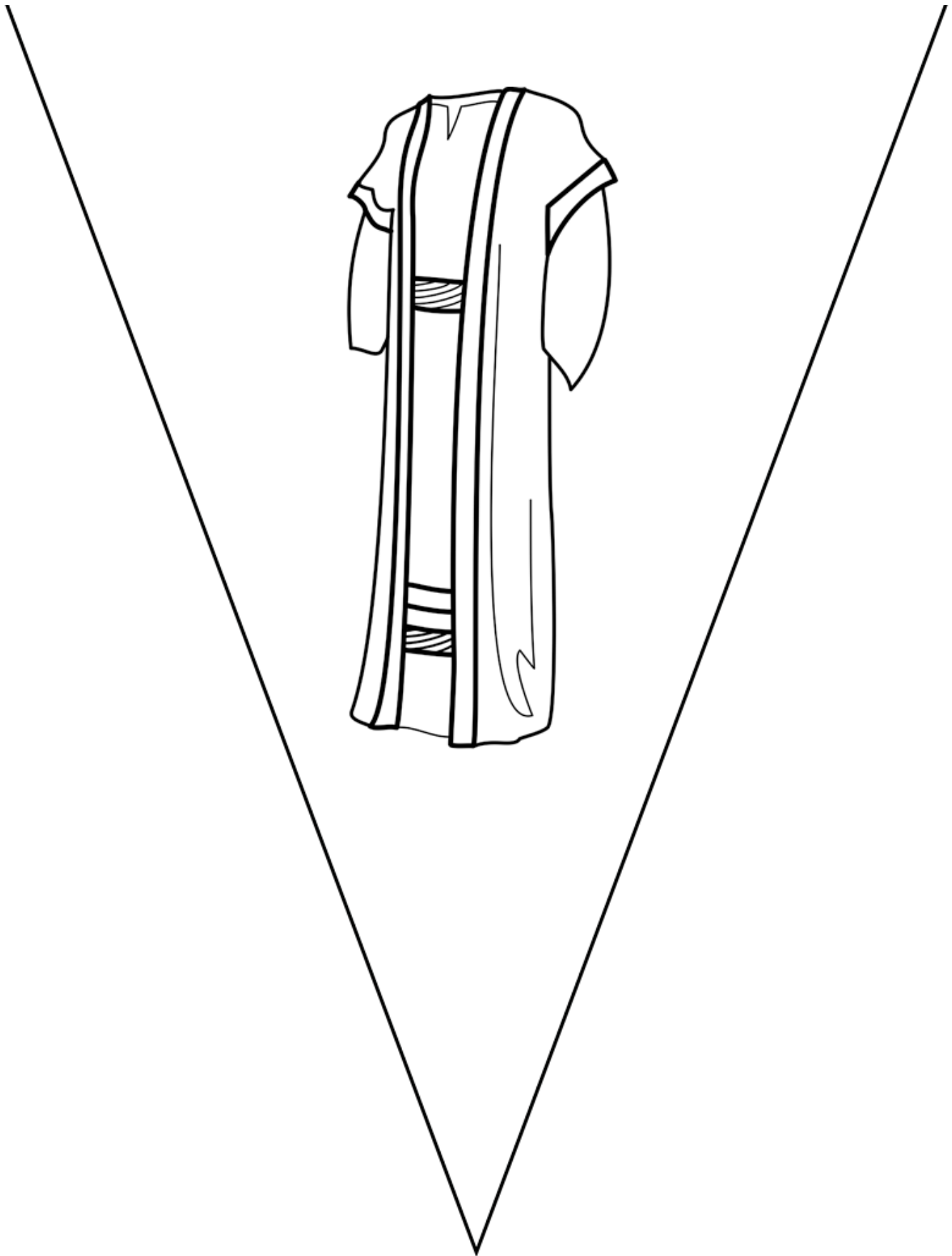
Do more together:

Printable Flag

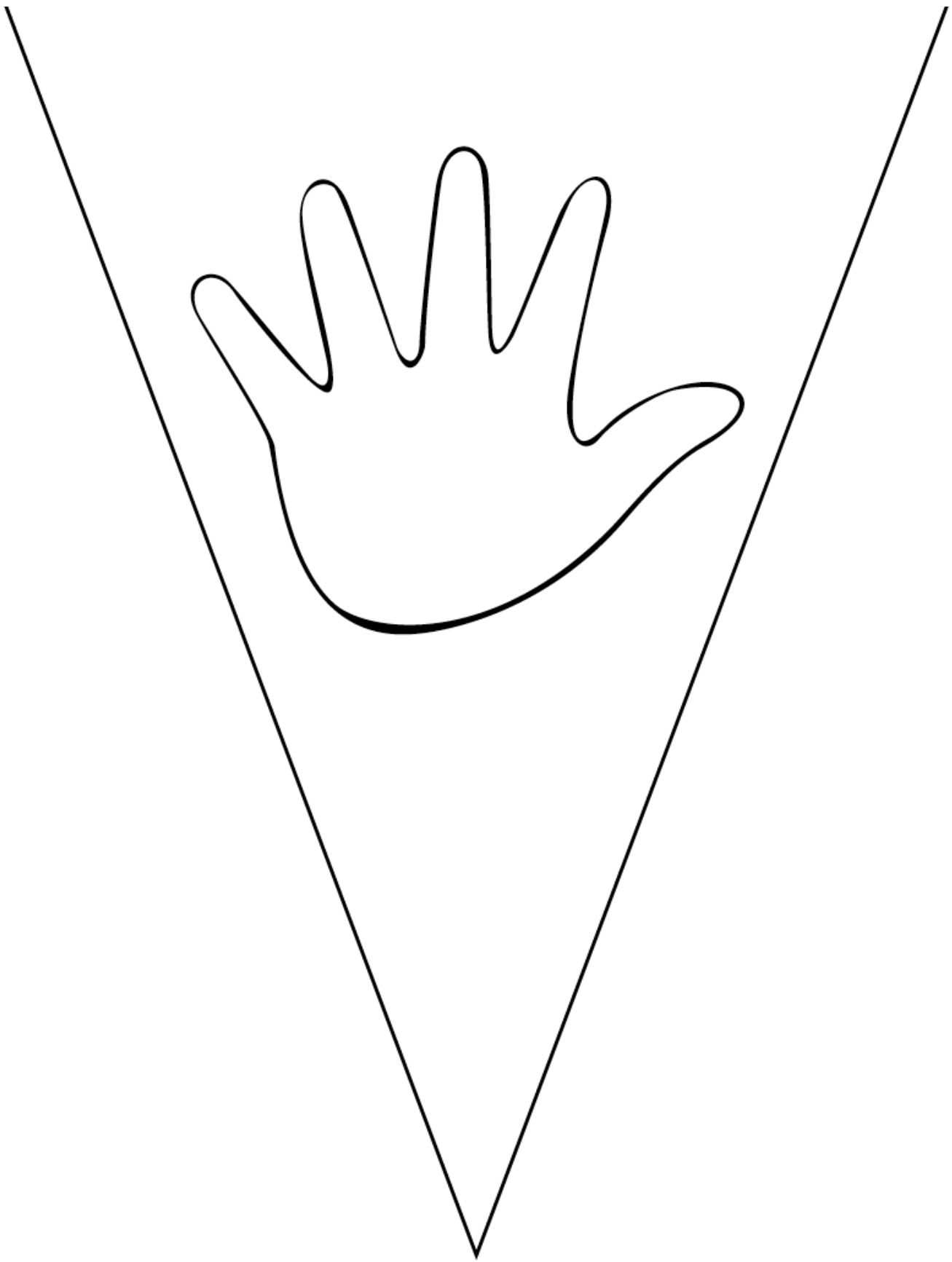
Use tape (duct tape would be great!) to cover the tomb picture.

Sealed Tomb

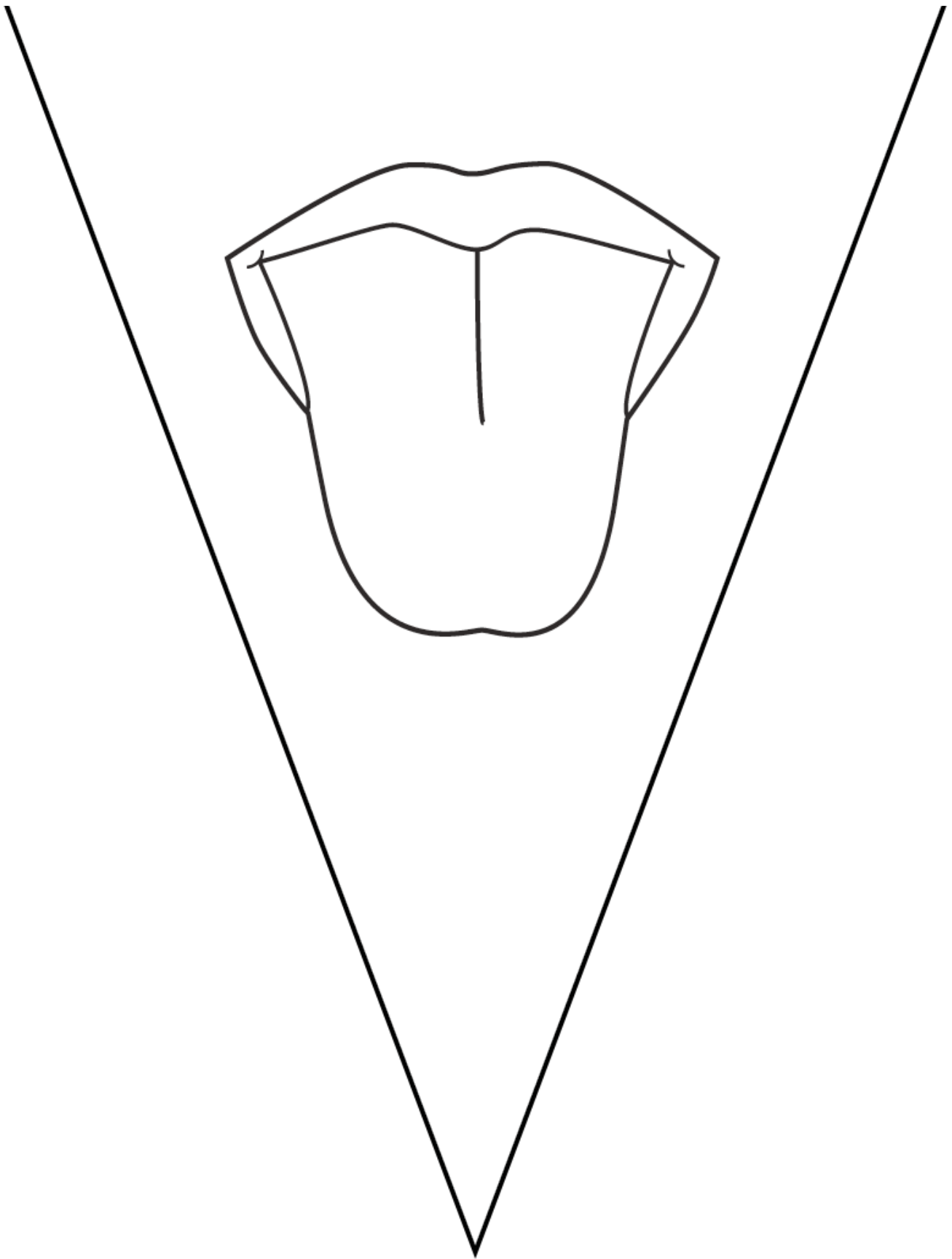




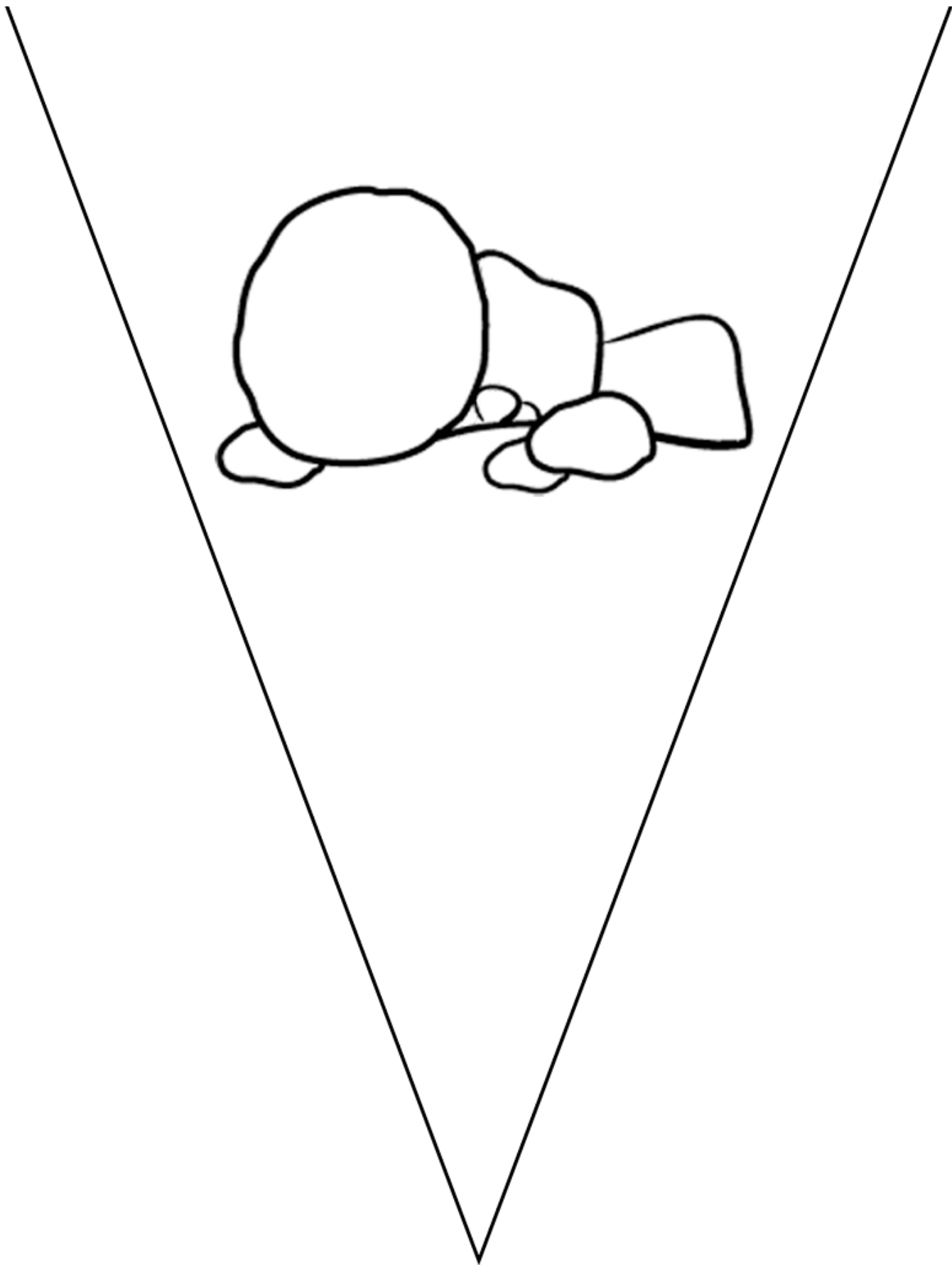
Day 5 - printable flag robe template



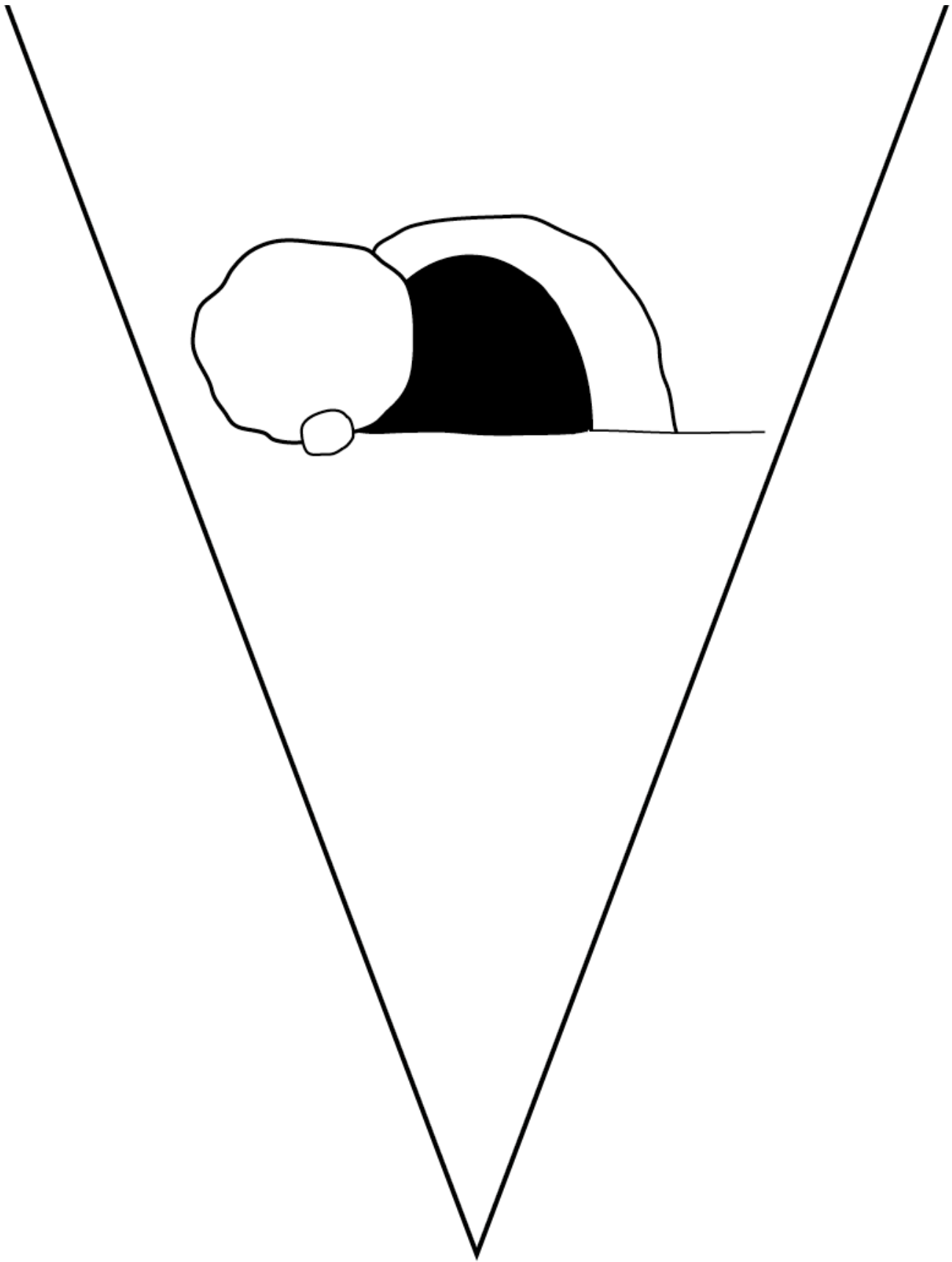
Day 7 - printable flag hand template



Day 8 - printable flag mouth template



Day 9 - printable flag rocks template



Day 10 - printable flag sealed Tomb template